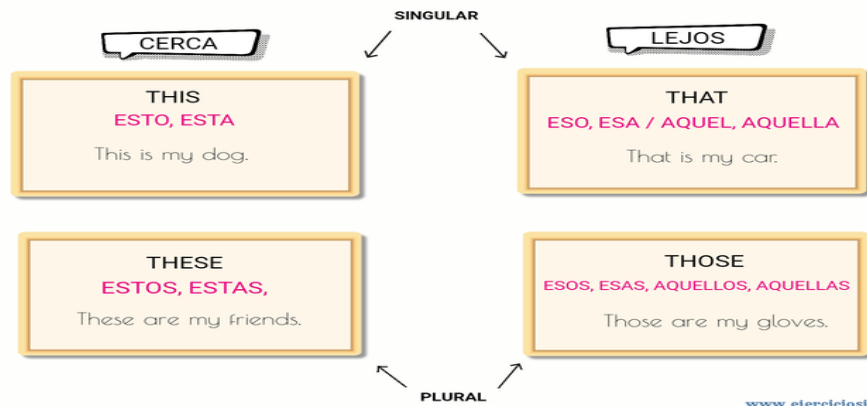


## DEMONSTRATIVE PRONOUNS



### I WRITE THE FOLLOWING SENTENCES THE CORRECT DEMONSTRATIVE PRONOUN

1. \_\_\_\_\_ is my car here.
2. \_\_\_\_\_ are my children over there in the park.
3. \_\_\_\_\_ is my car over there.
4. \_\_\_\_\_ are my children here.
5. \_\_\_\_\_ bike over there is mine.
6. Do you know \_\_\_\_\_ boys over there?
7. Can I use \_\_\_\_\_ pencil here?
8. I love \_\_\_\_\_ biscuits here.

### II CHOOSE THE CORRECT DEMONSTRATIVE PRONOUN.

1. I really like \_\_\_\_\_ restaurant here. (this – these)
2. I prefer \_\_\_\_\_ glasses to \_\_\_\_\_ ones over there. (these- those)
3. \_\_\_\_\_ chair is a lot more comfortable than \_\_\_\_\_ one. (this-that)
4. Would you rather have \_\_\_\_\_ strawberries or \_\_\_\_\_ peaches? (these – those)
5. For the price of \_\_\_\_\_ video game you can buy three of \_\_\_\_\_ classic boardgames. (this-those)
6. \_\_\_\_\_ is my brother, and \_\_\_\_\_ are my parents. (this-those)
7. I hope that \_\_\_\_\_ summer will be nicer than \_\_\_\_\_ weeks of rain we had last year. (this – those)
8. \_\_\_\_\_ boys over there challenged \_\_\_\_\_ boys here to a football match. (those – these)
9. I like \_\_\_\_\_ film a lot more than \_\_\_\_\_ one they showed last week. (this – that)
10. You can't compare \_\_\_\_\_ football teams from the fifties and sixties to \_\_\_\_\_ teams of today. ( those – these)
11. \_\_\_\_\_ meal tastes so much better than \_\_\_\_\_ one we had two weeks ago. (this – that)



## PRESENT SIMPLE 'THERE IS' AND 'THERE ARE'

I COMPLETE THE FOLLOWING SENTENCES CHOOSING THE CORRECT OPTION.

- 1 \_\_\_\_\_ a book on the chair.
- 2 \_\_\_\_\_ any milk in the fridge?
- 3 \_\_\_\_\_ some tea in the pot.
- 4 \_\_\_\_\_ twenty children in the class.
- 5 \_\_\_\_\_ two beds in your bedroom?
- 6 \_\_\_\_\_ an Internet café in the town?
- 7 \_\_\_\_\_ three dogs in the garden.
- 8 \_\_\_\_\_ twenty cigarettes in a packet?
- 9 \_\_\_\_\_ book about computers in the library.
- 10 \_\_\_\_\_ two rabbits in the picture.

II MAKE THE PREVIOUS SENTENCES IN NEGATIVE FORM.

III MAKE THE PREVIOUS SENTENCES IN INTERROGATIVE FORM WITH THEIR ANSWERS.

**-ING FORMS : SPELLING RULES**

**RULE 1**

Todos los verbos monosílabos que terminan en vocal consonante, ésta se duplicará y se escribirá -ing. ( VOWEL CONSONANT + CONSONANT + ING ) excepto los que terminen en "w"

SPANISH	SIMPLE PRESENT	-ING FORM
<u>CORRER</u>	RUN	<u>RUNNING</u>
_____	SWIM	_____
_____	OCCUR	_____
_____	ROB	_____

**RULE 2**

Todos los verbos que terminen en "E" ésta se eliminará y se escribirá la "ING" ( E = -ING )

_____	DANCE	DANCING_____
_____	WRITE	_____
_____	LIVE	_____
_____	DIVIDE	_____

**RULE 3**

Todos los verbos que terminen en "IE" estas se cambiarán por "Y" y se escribirá "-ING" ( IE - Y + ING )

_____	LIE	LYING_____
_____	TIE	_____
_____	DIE	_____

**RULE 4**

A todos los demás verbos que *no se encuentren en la regla 1,2, y 3* unicamnete se les escribirá " -ING"

_____	HAPPEN	<u>HAPPENING</u>
_____	HELP	_____
_____	LISTEN	_____
_____	PLAY	_____

WRITE THE -ING FORM OF EACH VERB AND TRANSLATE THEM. FOLLOW THE EXAMPLE.

1 READ    READING -    LEYENDO

13 DREAM \_\_\_\_\_

2 SLEEP \_\_\_\_\_

14 PLAY \_\_\_\_\_

3 STUDY \_\_\_\_\_

15 DIE \_\_\_\_\_

4 MAKE \_\_\_\_\_

16 HAPPEN \_\_\_\_\_

5 OPEN \_\_\_\_\_

17 SWIM \_\_\_\_\_

6 WRITE \_\_\_\_\_

18 RAIN \_\_\_\_\_

7 RAISE \_\_\_\_\_

19 PLAN \_\_\_\_\_

8 REST \_\_\_\_\_

20 WAIT \_\_\_\_\_

9 GIVE \_\_\_\_\_

21 HELP \_\_\_\_\_

10 ROB \_\_\_\_\_

22 ARRIVE \_\_\_\_\_

11 LISTEN \_\_\_\_\_

23 ORDER \_\_\_\_\_

12 CLEAN \_\_\_\_\_

24 VISIT \_\_\_\_\_

WRITE THE BASE FORM OF EACH VERB AND TRANSLATE IT. FOLLOW THE EXAMPLE.

1 WRITING        WRITE -    ESCRIBIR

9 TYING \_\_\_\_\_

2 HURRYING \_\_\_\_\_

10 SMILING \_\_\_\_\_

3 KISSING \_\_\_\_\_

11 ENJOYING \_\_\_\_\_

4 HELPING \_\_\_\_\_

12 LIVING \_\_\_\_\_

5 LISTENING \_\_\_\_\_

13 NEEDING \_\_\_\_\_

6 RETURNING \_\_\_\_\_

14 USING \_\_\_\_\_


7 VISITING \_\_\_\_\_

15 PAYING \_\_\_\_\_

8 ANSWERING \_\_\_\_\_

16 LEARNING \_\_\_\_\_

DO THE CROSSWORD PUZZLE BY ADDING THE ENDING -ING TO THE VERBS.



USE THESE VERBS

3 TALK \_\_\_\_\_

2 SING \_\_\_\_\_

9 COOK \_\_\_\_\_

10 PAINT \_\_\_\_\_

6 LISTEN \_\_\_\_\_

5 WATCH TV \_\_\_\_\_

4 RUN \_\_\_\_\_

8 READ \_\_\_\_\_

7 EAT \_\_\_\_\_

1 WRITE \_\_\_\_\_





## Present progressive

- ✓ El presente progresivo se conjuga usando el verbo *to be* como auxiliar y agregándole la terminación *-ing* al verbo principal.

### Affirmative

I	am	
You	are	
He	} is	eating.
She		
It		
We	} are	
You		
They		

### Negative

I	'm not	
You	aren't	
He	} isn't	eating.
She		
It		
We	} aren't	
You		
They		

### Interrogative

Am	I		
Are	you		
Is	} he	eating?	
			she
			it
Are	} we		
		you	
		they	

### Short answers

I	am.			I	'm not.	
you	are.			you	aren't.	
Yes,	} he	} is.	No,	} he	} isn't.	
						she
						it
we	} are.		} we	} aren't.		
					you	
					they	

- ✓ El presente progresivo se usa para hablar de acciones que se están llevando a cabo en el momento.  
I **am reading** this sentence right now.
- ✓ El presente progresivo también se puede usar para describir fotos o dibujos.  
In this picture, John and his friends **are playing** soccer.

## PRESENT PROGRESSIVE TENSE

USE IT TO EXPRESS THE IDEA THAT SOMETHING IS HAPPENING NOW, ALSO, TO SAY THAT WE ARE IN THE PROCESS OF DOING A LONGER ACTION; ALSO, TO INDICATE THAT SOMETHING WILL OR WON'T HAPPEN IN THE NEAR FUTURE.

I AM WORKING ESTOY TRABAJANDO IT IS WORKING ESO ESTA TRABAJANDO  
YOU ARE WORKING ESTÀS TRABAJANDO WE ARE WORKING Nos. ESTAMOS TRABAJANDO  
HE IS WORKING ÈL ESTA TRABAJANDO YOU ARE WORKING Uds. ESTAN TRABAJANDO  
SHE IS WORKING ELLA ESTÀ TRABAJANDO THEY ARE WORKING ELLOS ESTAN TRABAJANDO

AFFIRMATIVE FORM S / TO BE (IN PRESENT) / VERB+ING / C / . /  
AM - IS - ARE

HE IS TALKING WITH HER RIGHT NOW.

I COMPLETE THE FOLLOWING SENTENCES WITH THE PRESENT PROGRESSIVE TENSE FORM OF THE VERBS IN PARENTHESES.

1. They are waiting (wait) for us on the corner now.  
They are waiting for us on the corner now.
  
2. The bus \_\_\_\_\_ (stop) for us now.  
\_\_\_\_\_
  
3. Listen! I think the telephone \_\_\_\_\_ (ring) right now.  
\_\_\_\_\_
  
4. I see that you \_\_\_\_\_ (wear) your new jeans today.  
\_\_\_\_\_
  
5. Look! It \_\_\_\_\_ (begin) to rain in this moment.  
\_\_\_\_\_
  
6. Listen! Someone \_\_\_\_\_ (knock) at the door now.  
\_\_\_\_\_
  
7. Please be quiet! The baby \_\_\_\_\_ (sleep) now.  
\_\_\_\_\_
  
8. Look! The cat \_\_\_\_\_ (try) to climb that tall tree.  
\_\_\_\_\_
  
9. The leaves \_\_\_\_\_ (begin) to fall from the trees.  
\_\_\_\_\_
  
10. Listen! That is Paul who \_\_\_\_\_ (play) the piano right now.  
\_\_\_\_\_
  
11. At the present they \_\_\_\_\_ (travel) in South America.  
\_\_\_\_\_
  
12. She \_\_\_\_\_ (study) a lot of to next exam in this moment.  
\_\_\_\_\_

II UNSCRAMBLE THE WORDS IN THE FIRST COLUMN TO MAKE QUESTIONS. MATCH THE QUESTIONS WITH THE ANSWERS IN THE SECOND COLUMN.

\_\_\_\_\_ 1 / wearing / she / blouse / is / ? / a / green /

\_\_\_\_\_

a) He is wearing jeans.

\_\_\_\_\_ 2 / you / wearing / ? / are / a / T-shirt /

\_\_\_\_\_

b) Yes, I do.

\_\_\_\_\_ 3 / he / ? / what / is / wearing /

\_\_\_\_\_

c) No, she isn't.

\_\_\_\_\_ 4 / ? / what / like / look / does / she /

\_\_\_\_\_

d) Yes, I am.

\_\_\_\_\_ 5 / like / do / jeans / ? / you /

\_\_\_\_\_

e) She is tall and thin.

Her eyes are blue.

III UNSCRAMBLE THE WORDS TO MAKE SENTENCES OR QUESTIONS.

1 / you / what / doing / are / momento / ? / the / at /

\_\_\_\_\_

2. / is / listening / radio / to / Peter / . / the /

\_\_\_\_\_

3. / what / ? / sister / doing / your / now / right / is /

\_\_\_\_\_

4 / Paul / phone / on / this / isn't / in / the / momento / taking /


\_\_\_\_\_

5 / going / ? / are / you / movies / tonight / the / to /

\_\_\_\_\_



Look at the picture and answer T (True) or F (False).



1. Tom is listening to his walkman and singing.
2. Jane's standing. She isn't sitting down.
3. Keith is wearing a tie and he's reading a newspaper.
4. Liza and Lucy are wearing shorts.
5. Lucy is eating a hamburger.

Put the sentences in order to make a telephone conversation.

- \_\_\_\_\_ Paul: No, we aren't. There isn't a radio in the garage. What about you?
- \_\_\_\_\_ Paul: My brother is calling me now. See you tomorrow.
- \_\_\_\_\_ Paul: Yes, it is. Hello, Andrea.
- \_\_\_\_\_ Paul: I'm helping my brother. We're fixing his bike.
- 1 Andrea: Hello. Is this Paul?
- \_\_\_\_\_ Andrea: Yes, I am. I'm listening to an interesting program about England.
- 3 Andrea: What are you doing?
- \_\_\_\_\_ Andrea: Are you listening to the radio too?



